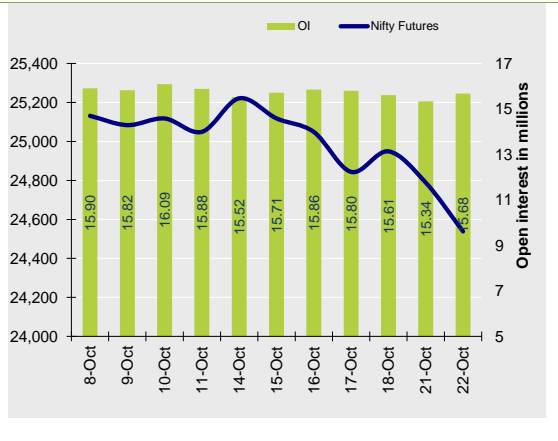


Nifty Snapshot

	Close	Prv Cl.	Ab chg	% chg
Spot	24,472.10	24,781.10	-309.00	-1.25
Futures	24,538.30	24,788.80	-250.50	-1.01
OI(mlshr)	15.68	15.34	0.35	2.26
Vol (lots)	312817	241002	71815	29.80
COC	66.20	7.70	58.50	759.7
PCR-OI	0.73	0.81	-0.09	-10.7

Nifty Futures Price v/s OI



Institutional Activity in previous trading session (in Rs cr.)

	Buy	Sell	Net
Index Futures	3646.19	3864.81	-218.62
Index Options	3373292.31	3360531.11	12761.20
Stock Futures	28752.68	27892.75	859.93
Stock Options	75794.77	76103.75	-308.98
FII Cash	15,579.80	19,558.41	-3,978.61
DII Cash	16,865.80	10,996.74	5,869.06

Net FII Activity (in Rs cr.)

Date	Idx Fut	Stk Fut	Idx Opt	Cash
22-Oct	-218.6	859.9	12761.2	-3979
21-Oct	-333.1	-1671.2	241.2	-2262
18-Oct	679.1	3221.8	-3609.1	-5486
17-Oct	-133.0	265.5	-4954.5	-7421
16-Oct	-684.4	-1185.9	2432.1	-3436
15-Oct	-411.9	-2233.9	36171.5	-1749

Technical Pivot (Intraday):

	S2	S1	PIVOT	R1	R2
NIFTY	24230	24385	24660	24815	25095
BANKNIFTY	50730	51085	51715	52070	52700

(Price is in Rs; OI is in million units; Price chg and OI chg are in percentage) **NB RESEARCH**

Fresh Longs seen in:

Scrip	Price	Price chg	OI	OI Chg
CUB	169.2	12.2	43.6	8.7
SHREECEM	24199.5	0.4	0.3	6.8
COLPAL	3341.6	0.0	3.5	4.2

Short Covering seen in:

Scrip	Price	Price chg	OI	OI Chg
NESTLEIND	2355.4	0.0	7.9	-0.2
INFY	1835.5	0.2	51.0	-0.2
-	-	-	-	-

Fresh Shorts seen in:

Scrip	Price	Price chg	OI	OI Chg
TATACHEM	1138.5	-3.9	9.6	12.0
IPCALAB	1591.9	-1.7	2.2	5.0
BHEL	233.5	-5.7	92.9	4.8

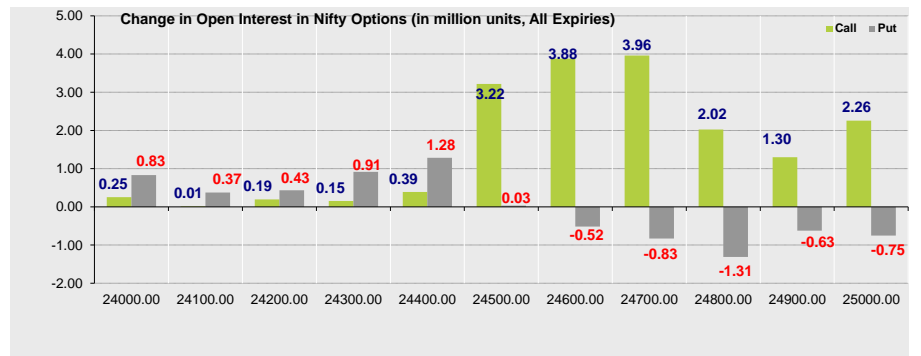
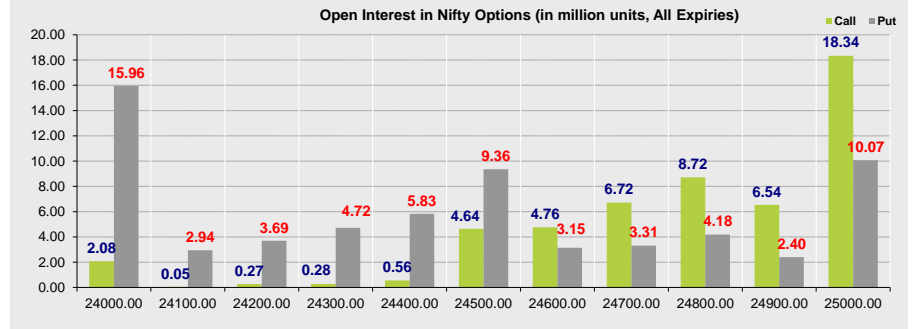
Long Unwinding seen in:

Scrip	Price	Price chg	OI	OI Chg
BALRAMCHIN	603.2	-4.8	5.5	-11.1
INDIAMART	2499.4	-0.2	3.4	-10.3
FINNIFTY	23764.8	-0.8	0.1	-9.4

Summary

- Indian markets closed on a negative note where selling was mainly seen in Automobiles, Oil & Gas, Metals sectors. Nifty Oct Futures closed at 24538.30 (down 250.50 points) at a premium of 66.20 pts to spot.
- FII's were net sellers in Cash to the tune of 3978.61 Cr and were net sellers in index futures to the tune of 218.62 Cr.
- India VIX increased by 4.21% to close at 14.40 touching an intraday high of 14.52.

Open Interest in Nifty Options:



- The above second chart shows previous trading day's change in Nifty options where Addition in OI were seen in 24700, 24600, 24500 strike Calls and at 24200, 24300, 24400, 24500 strike Puts indicating market is likely to remain under pressure in the near term.
- Highest OI build-up is seen at 25000 strike Calls and 24000 strike Puts, to the tune of 18.34mn and 15.96mn respectively.

Outlook on Nifty:

Index is likely to open on a flattish note today and is likely to remain under pressure during the day.

NIFTY50 Options OI (CE OI = Resistance) (PE OI = Support)			
Symbol	Highest CE OI	Highest PE OI	CMP
ADANIAPORTS	1500	1400	1363
ADANIENT	3200	3200	2828
ASIANPAINT	3400	3000	3009
AXISBANK	1300	1100	1179
BAJAJ-AUTO	12000	10000	10403
BAJAJFINSV	2000	1900	1728
BAJFINANCE	7000	6800	6683
BHARTIARTL	1740	1700	1694
BPCL	380	330	323
BRITANNIA	6000	5700	5745
CIPLA	1700	1600	1512
COALINDIA	500	470	470
DIVISLAB	6300	5500	5838
DRREDDY	6800	6200	6662
EICHERMOT	4800	4500	4766
GRASIM	2800	2700	2656
HCLTECH	1900	1800	1827
HDFCBANK	1800	1700	1719
HDFCLIFE	750	700	730
HEROMOTOCO	6000	5100	5172
HINDALCO	800	700	722
HINDUNILVR	3000	2700	2689
ICICIBANK	1300	1250	1269
ITC	520	500	483
INDUSINDBK	1500	1300	1276

NIFTY50 Options OI (CE OI = Resistance) (PE OI = Support)			
Symbol	Highest CE OI	Highest PE OI	CMP
INFY	1960	1800	1836
IOC	170	170	156
JSWSTEEL	1050	1000	966
KOTAKBANK	1900	1800	1767
LT	3800	3550	3515
LTIM	6500	6000	5867
M&M	3200	3000	2892
MARUTI	13000	12000	11911
NESTLEIND	2600	2600	2355
NTPC	450	400	413
ONGC	300	300	271
POWERGRID	360	330	323
RELIANCE	3000	2700	2693
SBILIFE	1900	1700	1702
SBIN	820	800	792
SUNPHARMA	1960	1900	1889
TATACONSUM	1200	1000	1000
TATAMOTORS	1000	900	880
TATASTEEL	170	165	150
TCS	4300	4000	4026
TECHM	1700	1600	1682
TITAN	3800	3300	3337
ULTRACEMCO	12000	10800	10841
UPL	620	550	530
WIPRO	550	530	547

OI against MWPL

Symbol	MWPL	Open Interest	Limit for next day	% OI
INDIAMART	6087018	8385600	Ban	138%
RBLBANK	121256568	130960000	Ban	108%
MANAPPURAM	109626743	108351000	Ban	99%
ABFRL	94593283	89427000	436618	95%
PEL	24116103	22541250	Ban	93%
NMDC	229794455	211302000	7002732	92%
AARTIIND	41153022	37645000	Ban	91%
EXIDEIND	91809066	83561400	3657212	91%
BANDHANBNK	193370862	170937200	Ban	88%
IEX	177845485	155910000	Ban	88%
GMRINFRA	716538553	627108750	53602875	88%
BSOFT	32626827	28486000	Ban	87%
ESCORTS	6768976	5893800	536727	87%
CANBK	672420574	576321750	62477795	86%
LICHSGFIN	60244101	51265000	5966895	85%
GNFC	17249403	14550900	Ban	84%
PVRINOX	14163124	11743578	1711389	83%
NATIONALUM	178967755	144427500	25591867	81%
PNB	591377974	474096000	Ban	80%
CHAMBLFERT	31488204	25201600	Ban	80%
LTF	167461848	134002784	Ban	80%
HINDCOPPER	65482129	52191750	10016272	80%
IDFCFIRSTB	966311538	765270000	152725961	79%
SAIL	289139949	228888000	45794951	79%
GRANULES	29633038	23422000	4729386	79%
ADANIANT	57646033	45375900	9387831	79%
BIOCON	93845890	73397500	15756095	78%
CANFINHOME	18644752	14517750	3194764	78%
BHEL	256482590	195378750	48279710	76%
ASHOKLEY	282419403	214560000	53738432	76%
BANKBARODA	372635498	281768175	72235548	76%
TATACHEM	31601465	23605450	6415941	75%
SBICARD	59683524	44006400	12692947	74%

OI against MWPL

Symbol	MWPL	Open Interest	Limit for next day	% OI
IRCTC	60165566	44086000	13071287	73%
CONCOR	55081874	39886000	12441780	72%
CUB	148134380	106555000	34172661	72%
OBEROIRLTY	23485458	16655100	5656085	71%
MGL	13335005	9399600	3268654	70%
BALRAMCHIN	23040698	16174400	5714263	70%
ABCAPITAL	161899049	113297400	40506696	70%
POLYCAB	10518888	7299125	2693818	69%
DIXON	7988703	5505800	2083467	69%
ACC	16266067	11181600	4271163	69%
SUNTV	19704232	13329000	5390020	68%
VEDL	339787241	224753700	98044178	66%
IDEA	7934775627	5179440000	2358596845	65%
BATAINDIA	12812405	8360625	3811159	65%
HAL	37934515	24663000	11374789	65%
M&MFIN	118003973	76588000	35515774	65%
INDUSTOWER	247893065	159313800	76184611	64%
DLF	128335464	82053675	39865015	64%
TATAPOWER	339616396	209429550	113206026	62%
IGL	77000080	46701875	26448201	61%
UPL	101298895	61431500	34802450	61%
MCX	10180563	6030000	3641534	59%
BAJAJ-AUTO	25094277	14577375	9262188	58%
ATUL	3228547	1859400	1207719	58%
HEROMOTOCO	26088585	14564250	10219905	56%
TATAMOTORS	427945109	237372850	169175003	55%
ZYDUSLIFE	50353988	27927000	19909288	55%
SRF	29488465	15957000	12057041	54%
LTTS	5568481	2999200	2290856	54%
INDUSINDBK	120005506	64435000	49570230	54%
NAVINFLUOR	7060735	3778600	2929098	54%
METROPOLIS	5160312	2748000	2154296	53%
TATACOMM	23447901	12427500	9848005	53%

Derivative Recommendations:

Stock Name	Call (Buy/Sell)	Entry price	Targets	Stop Loss	Duration	Status
TITAN FUT	Sell	3365.4	3265	3420	1-2 Days	Open
IPCALAB 1600PE	Buy	25.5	45	16	1-2 Days	Open

FROM THE EQUITY DERIVATIVE DESK:

NIRAV HARISH CHHEDA
AVP - DERIVATIVES AND TECHNICAL RESEARCH
E-Mail: nirav.chheda@nirmalbang.com
Tel no: 6273-8199/8000

AMIT BHUPTANI
SNR.DERIVATIVES AND TECHNICAL RESEARCH ANALYST
E-Mail: amit.bhuptani@nirmalbang.com
Tel no: 6273-8242/8000

DISCLOSURES

Research Reports that are published by Nirmal Bang Securities Private Limited (hereinafter referred to as "NBSPL") are for private circulation only. NBSPL is a registered Research Analyst under SEBI (Research Analyst) Regulations, 2014 having Registration no. INH000001766. NBSPL is also a registered Stock Broker with National Stock Exchange of India Limited, BSE Limited, Metropolitan Stock Exchange of India Limited, Multi Commodity Exchange of India Limited, National Commodity and Derivative Exchange Limited and Indian Commodity Exchange Limited in cash and Equity and Commodities derivatives segments.

NBSPL has other business divisions with independent research teams separated by Chinese walls, and therefore may, at times, have different or contrary views on stocks and markets.

NBSPL or its associates have not been debarred / suspended by SEBI or any other regulatory authority for accessing / dealing in securities Market. NBSPL, its associates or analyst or his relatives do not hold any financial interest (Except Investment) in the subject company. NBSPL or its associates or Analyst do not have any conflict or material conflict of interest at the time of publication of the research report with the subject company. NBSPL or its associates or Analyst or his relatives may or may not hold beneficial ownership of 1% or more in the subject company at the end of the month immediately preceding the date of publication of this research report.

NBSPL or its associates / analyst has not received any compensation / managed or co-managed public offering of securities of the company covered by Analyst during the past twelve months. NBSPL or its associates have not received any compensation or other benefits from the company covered by Analyst or third party in connection with the research report. Analyst has not served as an officer, director or employee of Subject Company. NBSPL / analyst has not been engaged in market making activity of the subject company.

Analyst Certification: The research analysts and authors of these reports, hereby certify that the views expressed in this research report accurately reflects my/our personal views about the subject securities, issuers, products, sectors or industries. It is also certified that no part of the compensation of the analyst(s) was, is, or will be directly or indirectly related to the inclusion of specific recommendations or views in this research. The analyst(s) principally responsible for the preparation of this research report and has taken reasonable care to achieve and maintain independence and objectivity in making any recommendations.

DISCLAIMER

This report is for the personal information of the authorized recipient and does not construe to be any investment, legal or taxation advice to you. NBSPL is not soliciting any action based upon it. Nothing in this research shall be construed as a solicitation to buy or sell any security or product, or to engage in or refrain from engaging in any such transaction. In preparing this research, we did not take into account the investment objectives, financial situation and particular needs of the reader.

This research has been prepared for the general use of the clients of NBSPL and must not be copied, either in whole or in part, or distributed or redistributed to any other person in any form. If you are not the intended recipient you must not use or disclose the information in this research in any way. Though disseminated to all the customers simultaneously, not all customers may receive this report at the same time. NBSPL will not treat recipients as customers by virtue of their receiving this report. This report is not directed or intended for distribution to or use by any person or entity resident in a state, country or any jurisdiction, where such distribution, publication, availability or use would be contrary to law, regulation or which would subject NBSPL & its group companies to registration or licensing requirements within such jurisdictions.

The report is based on the information obtained from sources believed to be reliable, but we do not make any representation or warranty that it is accurate, complete or up-to-date and it should not be relied upon as such. We accept no obligation to correct or update the information or opinions in it. NBSPL or any of its affiliates or employees shall not be in any way responsible for any loss or damage that may arise to any person from any inadvertent error in the information contained in this report. NBSPL or any of its affiliates or employees do not provide, at any time, any express or implied warranty of any kind, regarding any matter pertaining to this report, including without limitation the implied warranties of merchantability, fitness for a particular purpose, and non-infringement. The recipients of this report should rely on their own investigations.

This information is subject to change without any prior notice. NBSPL reserves its absolute discretion and right to make or refrain from making modifications and alterations to this statement from time to time. Nevertheless, NBSPL is committed to providing independent and transparent recommendations to its clients, and would be happy to provide information in response to specific client queries.

Before making an investment decision on the basis of this research, the reader needs to consider, with or without the assistance of an adviser, whether the advice is appropriate in light of their particular investment needs, objectives and financial circumstances. There are risks involved in securities trading. The price of securities can and does fluctuate, and an individual security may even become valueless. International investors are reminded of the additional risks inherent in international investments, such as currency fluctuations and international stock market or economic conditions, which may adversely affect the value of the investment. Opinions expressed are subject to change without any notice. Neither the company nor the director or the employees of NBSPL accept any liability whatsoever for any direct, indirect, consequential or other loss arising from any use of this research and/or further communication in relation to this research. Here it may be noted that neither NBSPL, nor its directors, employees, agents or representatives shall be liable for any damages whether direct or indirect, incidental, special or consequential including lost revenue or lost profit that may arise from or in connection with the use of the information contained in this report.

Copyright of this document vests exclusively with NBSPL. Our reports are also available on our website www.nirmalbang.com